MONTARE PANOURI FONOABSORBANTE - MONTAGE OF SOUND-ABSORBENT PANELS

PLAN GENERAL APLICABIL ÎN STAŢIA DEVA cu excepţia zonei km 482+324-km 482+349 - GENERALY LA YOUT APPLIED DEVA STATION with except area km 482+324 - km 482+349

POZIŢIONARE PANOURI FONOABSORBANTE FAŢĂ DE LINIILE C.F. (PLAN) / POSITIONING OF SOUND-ABSORBENT PANELS AGAINST THE RAILWAY LINES (PLAN)

scara/scale 1:50

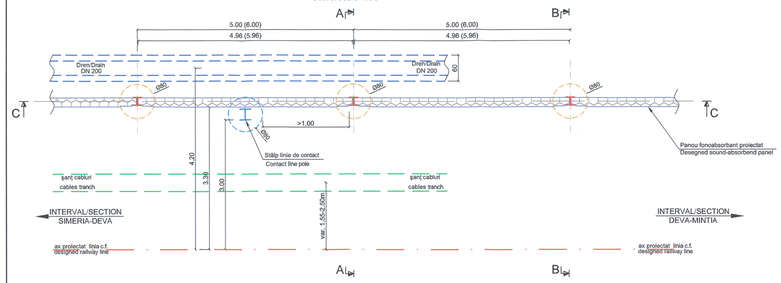

PANOU FONOABSORBANT / SOUND-ABSORBENT PANEL

scara/scale 1:50

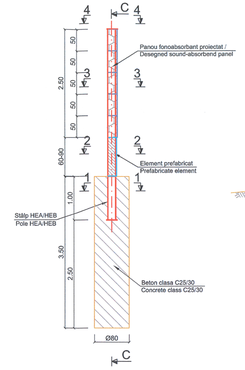

PROFIL TRANSVERSAL TIP / CROSS SECTION TYPE SECŢIUNEA A-A / SECTION A-A

scara/scale 1:50

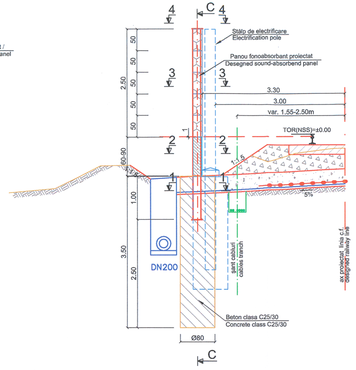

PROFIL TRANSVERSAL TIP / CROSS SECTION TYPE SECŢIUNEA B-B / SECTION B-B

scara/scale 1:50

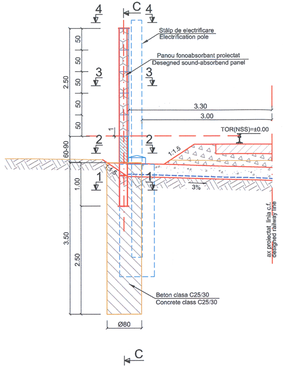

ELEVAŢIE PANOURI FONOABSORBANTE / SOUND-ABSORBENT PANELS ELEVATION SECŢIUNE C-C / SECTION C-C

scara/scale 1:50

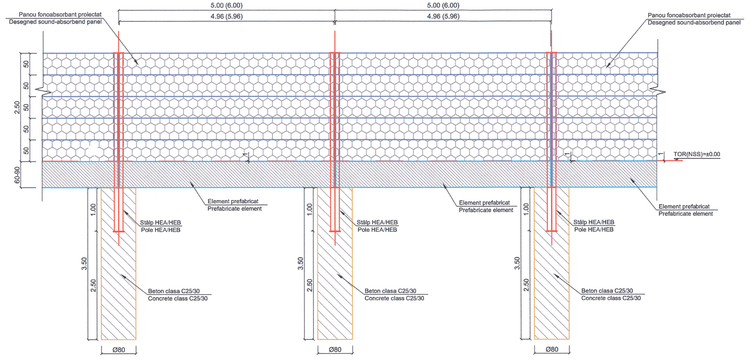

SECŢIUNEA 1-1/ SECTION 1-1

scara/scale 1:50

SECŢIUNEA 2-2/ SECTION 2-2

scara/scale 1:50

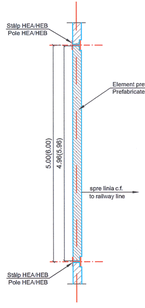

SECŢIUNEA 3-3/ SECTION 3-3

scara/scale 1:50

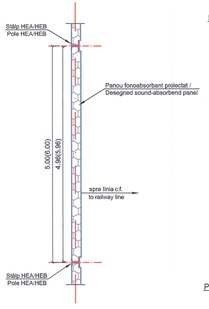

VEDERE 4-4/ VIEW 4-4

scara/scale 1:50

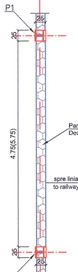

DETALII STALP HEA/HEB DETAILS OF POLE HEA/HEB

scara/scale 1:50

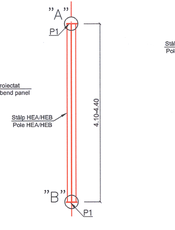

DETALII CONFECTII METALICE/DETAILS OF STEEL WORKS

DETALII NOD/JOINT DETAILS "A"

scara/scale 1:10

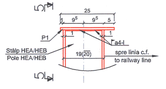

VEDERE/VIEW 5-5

scara/scale 1:10

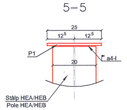

DETALII NOD/JOINT DETAILS "B"

scara/scale 1:10

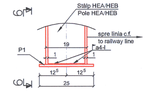

VEDERE/VIEW 6-6

scara/scale 1:10

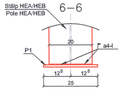

P1—Tg—25x10—250

scara/scale 1:10

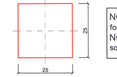

NOTĂ: Plăcuţa P1 se sudează după montarea panourilor fonoabsorbante şi are rol antifurt.
NOTE: The small plate P1 is welded after mounting the sound-absorbent panels and is provided against theft.

Montare panouri fonoabsorbante
Panourile fonoabsorbante s-au amplasat la 3.30m fata de firul c.f. cel mai aproiat.
Se vor folosi panouri fonoabsorbante agrementate AFER si care sa aiba categoria de performanta de absorbtie A3, conform SR EN 1793-1:1999.
Materialele folosite la fabricarea panourilor fonoabsorbante trebuie sa corespunda cerintelor normelor europene si sa fie insolite de certificate de conformitate.
Panourile fonoabsorbante vor corespunde SR EN 1793-1:1999, SR EN 1793-2:1999, SR EN 1793-3:1999, SR EN 1794-1:2004 si SR EN 1794-2:2004.
Inaltimea panourilor fonoabsorbante este de 2,50m faţă de NSSproiectat.
La montajul panourilor fonoabsorbante se vor respecta instrucţiunile de montaj ale producătorului.

Montage of sound-absorbent panels
The sound-absorbent panels were located at 3.30m away from the closest railway track.
According to SR EN 1793-1-1999, the sound-absorbent panels utilised will be certified by AFER and will pertain to the category A3 of absorption performance.
The materials utilised when manufacturing the sound-absorbent panels have to correspond to the requirements of European norms and be accompanied by conformity certificates.
The sound-absorbent panels will correspond to SR EN 1793-1:1999, SR EN 1793-2:1999, SR EN 1793-3:1999, SR EN 1794-1:2004 and SR EN 1794-2:2004.
The height of the sound-absorbent panels is 2.50m as compared to the designed NSS (top of the rail).
During the mounting of the sound-absorbent panels, the mounting instructions of the producer will be observed.

OBSERVAŢII:
- Armătură: Bst500
- Acoperirea minimă: 6cm
- Beton armat în fundaţie: C25/30, clasa de expunere XC2+ XF3+ XA1
- Beton armat în element prefabricat: C30/37, clasa de expunere XF3+ XC3

Remarks:
- Reinforcement: Bst500
- Minimum covering: 6cm
- Reinforced concrete in fundation: C25/30, exposure class XC2+XF3+XA1
- Reinforced concrete in prefabricate element: C30/37, exposure class XF3+XC3

Clasa de importanţă a construcţiei conform P100/06 este IV
Categoria de importanţă conform HG nr. 766/97 este (D)
The construction importance class, according to P 100/06, is IV
The importance category, according to HG no. 766/97 is (D)

NOTĂ: Pe un tronson de panouri fonoabsorbante de lungime maximă de 150-200m, toate profilele metalice HEA/HEB din care sunt încastrate panourile fonoabsorbante se vor conecta între ele cu un conductor de oţel zincat Φ10mm. La jumătatea tronsonului de panouri fonoabsorbante se va asigura conectarea la returul curentului de tracţiune, printr-o conexiune de la un profil suport al panoului la cel mai apropiat stâlp de linie de contact. Legarea la ţină se va face conform Obiectului „Instalaţii din cale şi vecinătate", prin utilizarea unui dispozitiv de limitare a tensiunii care să închidă circuitul numai în situaţia depăşirii tensiunii periculoase, dar care să îşi refacă izolaţia în cazul scăderii tensiunii aplicate sub valoarea periculoasă. De asemenea acesta trebuie să reziste la acţiunea curentului de scurtcircuit şi să îşi refacă izolaţia după întreruperea curentului de scurtcircuit.

NOTE: On a 150-200 maximum length section of phonoabsorbent panels, all HEA/HEB metalic profiles in which the phonoabsorbent panels are embedded will be connected between them with a zincified steel conductor Φ10mm. At the halfway of the phonoabsorbent panels section, a connection to the electric current traction return will be assured, through a connection to a base profile of the panel situated close to the nearest contact piller line. The binding to the rail will be done according to „Instalaţii din cale şi vecinătate", by using a current limiter that closes the circuit only in case the tension rises dangerously but which restores its insulation in case the tension drops to a dangerous value. Also, it must resist to a short circuit and it must restore its insulation after the discontinuance of the short circuit.

Toate tipurile de oţel (în special Bst 500) vor avea ductilitate clasa de ductilitate C.
All types of steel (especially Bst 500) will mandatory have the ductility class C

Prezentul plan anulează şi înlocuieşte versiunea anterioară
This plan cancels and replaces previous version

Verificator / Expert Checker / Expert	Cerinţa Requirement	Semnatura Signature	Referat / Expertiza Report / Expertise

European Investment Bank

MINISTERUL TRANSPORTURILOR

BENEFICIAR / BENEFICIARY : CFR

COMPANIA NAŢIONALĂ DE CĂI FERATE "CFR" SA

PROIECTANT / DESIGNER:		PÖYRY	Data Date	Semnatura Signature
Aprobat Approved	Sef de echipa Team leader	C. Teodorescu	01.2013	
Verificat Checked	Expert Cheie Key Expert	R. Witan	01.2013	
Subcontractant / Subcontractor		VIOTOP		
Aprobat Approved	Adjunct Sef de echipa Deputy Team leader	A.M. Baicu	01.2013	
Proiectat Designed	Inginer Engineer	M. Ştefănescu	01.2013	

"Reabilitarea liniei c.f. Frontier à - Curtici - Simeria, parte componentă a coridorului IV Pan - European pentru circula ţia trenurilor cu viteză maximă de 160 km/h"
Tronsonul 3 : Gurasada - Simeria
"Rehabilitation of the Railway Line Border - Curtici - Simeria , component Part of the IV Pan - European Corridor for the Trains Circulation with maximum speed of 160 km/h"
Section 3 : Gurasada - Simeria

Project 9/ 35311.1

Faza / Phase: PTH+CS / TD+TS

Denumire desen / Drawing name:
Montare panouri fonoabsorbante - Plan general aplicabil în staţia Deva cu excepţia zonei km 482+324-km 482+349 / Montage of sound-absorbent panels - Generaly layout applied Deva station with except area km 482+324-km 482+349

Scara / Scale	Revizia / Revision	Cod desen / Drawing Code	Nr / No
1:10; 1:50	1/16.05.2013	PT.03.01.26.PM.100	01/01